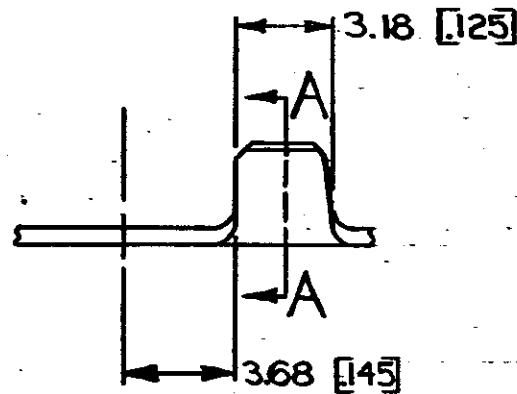
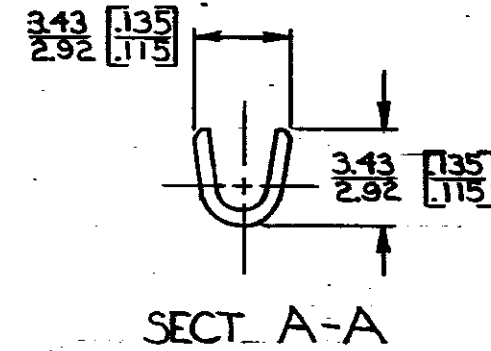
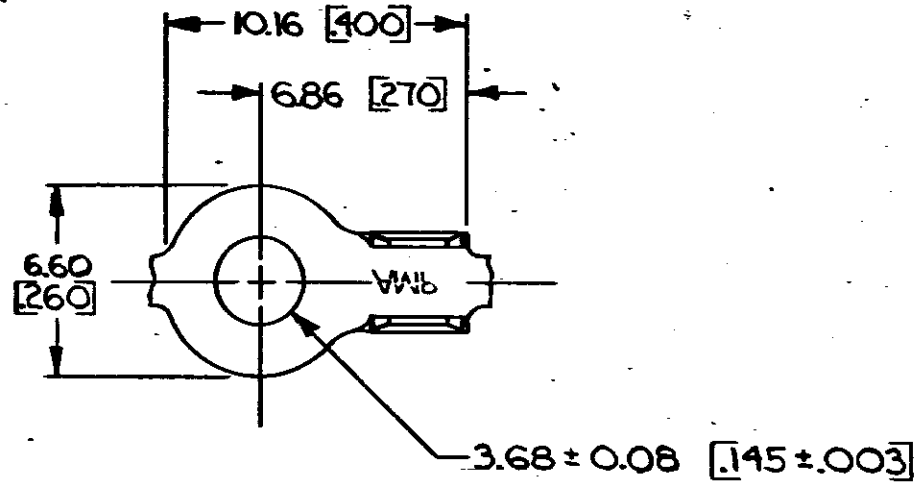


© COPYRIGHT 1969 BY AMP INCORPORATED, HARRISBURG, PA.
 ALL INTERNATIONAL RIGHTS RESERVED. AMP INCORPORATED PRODUCTS
 COVERED BY U. S. AND FOREIGN PATENTS AND/OR PATENTS PENDING.

REVISIONS						
P	F	ZONE	LTR	DESCRIPTION	DATE	APPROVED
/	/		A	REDRAWN & REVISED A-3943	2/26/78	
/	/		B	REVISED PER A-6127	7/19/83	SS/64
/	/		C	REVISED AF1947	5/19/86	SS/64



- 1. CONTINUOUS STRIP ON REELS.
- 2. DIMENSIONS IN BRACKETS ARE IN INCHES.

METRIC

M35 #6	0.5-1.4 mm ² [20-16]	TIN	0.51 [020] BRASS	40811
STUD SIZE	WIRE RANGE	FINISH	MATERIAL	PART NO
UNLESS OTHERWISE SPECIFIED DIMENSIONS ARE IN mm TOLERANCES ON: DECIMALS ± 0.38 [015] ANGLES ± 1°	CONTRACT NO			
MATERIAL	DR <i>S. Mogano</i> 4/25/78			
SEE TABLE	CHK <i>W...</i> 7-25-78			
FINISH	APPR <i>R.P.F. Smith</i> 8-10-78			
SEE TABLE	APPR <i>...</i> 8-10-78	NAME RING		
	DSGN APPD	SIZE B	CODE IDENT NO 00779	DRAWING NO 40811
	OTHER APPD	SCALE	SHEET	